

# Linear dot 24

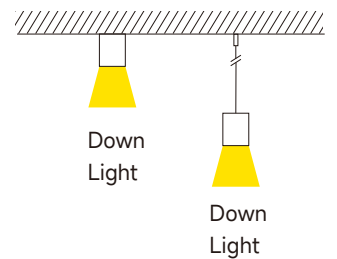
- Modern linear design can be suspended and ceiling mounted,
- Slim body design with a width of 24mm
- 5 light, 10 light module multiple combination
- 4 kinds of lamps(900mm / 1200mm / 1500mm / 1800 mm) are available for selection
- Deepen the reflector design,anti-glare
- Suitable for meeting rooms,hotels,leisure places, shops,etc.



24mm



WH BK SV



# Linear Dot 24

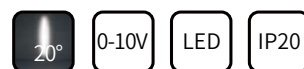


## 5 cells

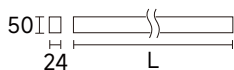


Model	Watts	CCT	CRI>80	CRI>90	L
3P36101A 5 CELLS X 4	20W	WL 3000 K	1650 lm	1416 lm	900
		NL 4000 K	1832 lm	1504 lm	
		CL 5000 K	1840 lm	1518 lm	
3P36102A 5 CELLS X 5	23W	WL 3000 K	2062 lm	1770 lm	1200
		NL 4000 K	2290 lm	1880 lm	
		CL 5000 K	2300 lm	1898 lm	
3P36103A 5 CELLS X 6	26W	WL 3000 K	2475 lm	2124 lm	1500
		NL 4000 K	2748 lm	2256 lm	
		CL 5000 K	2760 lm	2277 lm	
3P36104A 5 CELLS X 7	30W	WL 3000 K	2887 lm	2478 lm	1800
		NL 4000 K	3206 lm	2632 lm	
		CL 5000 K	3220 lm	2657 lm	

# Linear Dot 24



## 10 cells



Model	Watts	CCT	CRI>80	CRI>90	L
3P36101B 10 CELLS X 2	20W	WL 3000 K	1650 lm	1416 lm	900
		NL 4000 K	1832 lm	1504 lm	
		CL 5000 K	1840 lm	1518 lm	
3P36102B 10 CELLS X 3	24W	WL 3000 K	2475 lm	2124 lm	1200
		NL 4000 K	2751 lm	2256 lm	
		CL 5000 K	2760 lm	2277 lm	
3P36103B 10 CELLS X 4	28W	WL 3000 K	2805 lm	2407 lm	1500
		NL 4000 K	3118 lm	2570 lm	
		CL 5000 K	3128 lm	2580 lm	
3P36104B 10 CELLS X 5	32W	WL 3000 K	2880 lm	2478 lm	1800
		NL 4000 K	3209 lm	2646 lm	
		CL 5000 K	3220 lm	2656 lm	